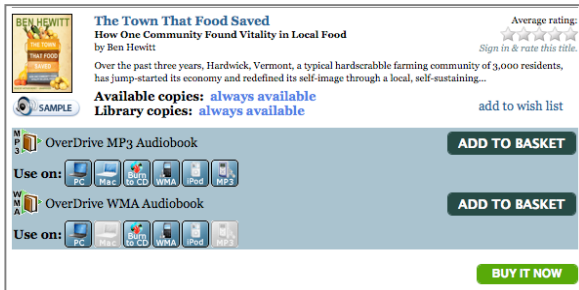


1. Download the OverDrive Media Console for your device at:
<http://www.overdrive.com/software/omc>

OverDrive works on computers (PC or Mac) Android™ BlackBerry® iOS (iPhone®/iPad®/iPod touch®) and Windows® Phone 7

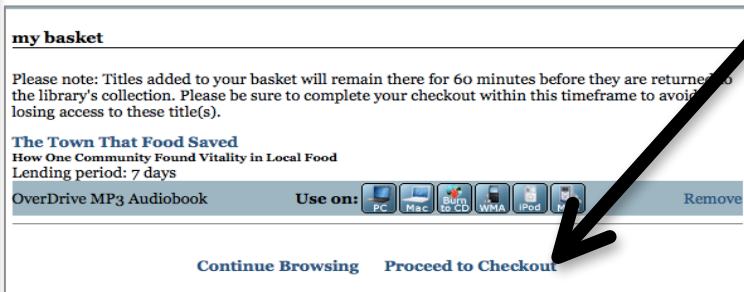
2. Go to <http://www.listenupvermont.org>
Choose your audio or E book



Choose your format. The button icons indicate which format will work with your device.

Click Add to Basket

3. When you have all the books you want, click Proceed to Checkout



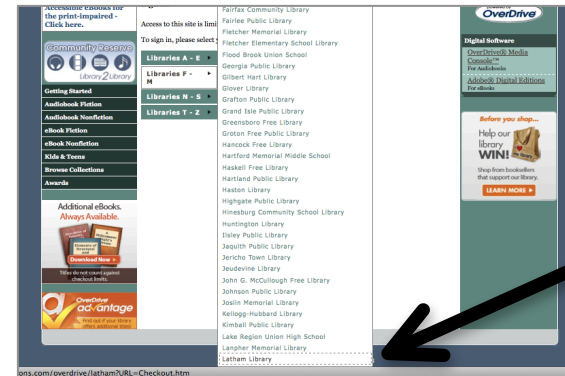
3a. All set? Click Confirm Checkout

Once the files are in the OverDrive Console you may:

- Play the audio books or read e-books on your computer
- Transfer the files to another device: iPod, iPad, iPhone, Android or Windows 7 phone – or download directly to your mobile device!
- Burn the files to a CD or DVD

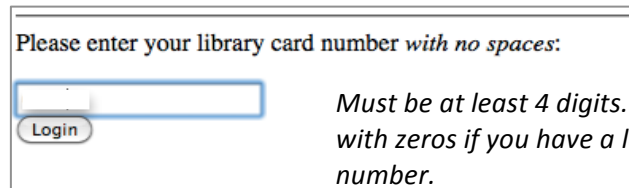
Help and support for your particular system or device at: <http://help.overdrive.com>

4. Choose Latham Library from the list



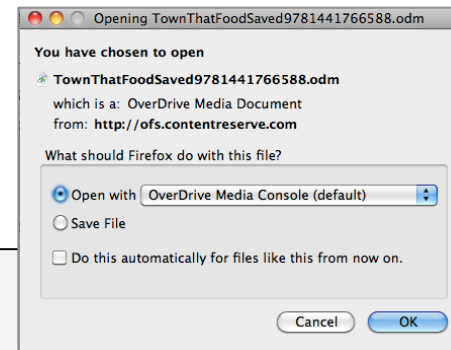
It can really help to use your arrow key to move down this menu. Or type **Cmd + L** for a list view

5. Enter your library card number, click Login



Must be at least 4 digits. Start with zeros if you have a low number.

6. Click the Download button



Choose to open the file in your OverDrive console